

Girl Scout Planner Troop Fundamentals and Year Planner

It is time to plan your best troop year! Download and use this document to plan and schedule activities for each of the six elements of the Girl Scout Troop Fundamentals.


TIP: Share this with your troop to get them excited for your upcoming Girl Scout year!




There are two parts to this document:

- **Part 1 - Girl Scout Troop Fundamentals:** Fill out each section to plan a fun and well-rounded year. Use it to track your activities in the six elements of the Girl Scout Troop Fundamentals. Try to complete at least one activity for each element. Remember you can combine activities. Taking a hike to complete an outdoor badge counts for both Outdoors and Badge & Awards. Save this document to reflect on and celebrate all you have done. At year-end, you will have the opportunity to submit it for recognition of your troop's accomplishments.
- **Part 2 - 2022-2023 Troop Year Planner:** This is a planning calendar to help you and your girls plan and organize activities by month within a typical troop year. The calendar shows you when things happen in Girl Scouts, from celebrating Founder's Day to participating in the Cookie Program. You can use this planner on its own, along with the Volunteer Toolkit meeting planner for planning badge work at meetings or plug dates into your own personal calendar.



PART 1 – Girl Scout Troop Fundamentals

Troop Fundamentals	What activities are you planning?	What do you need to do to prepare for this activity? (Materials needed, who will help, timeline, etc.)	Month completed:
 <p>Badges & Awards</p> <p>Aim to earn at least three to five awards. This could be badges, journeys, pins or other awards. Find out what your troop is interested in and look in the Volunteer Toolkit for requirements.</p>			
 <p>Outdoor</p> <p>Aim to complete at least one outdoor activity, but there is no limit if your troops want to do more! Take a trip to a local park, have a cookout, or go camping! Don't forget to check the Safety Activity Checkpoints!</p>			
 <p>Product Program</p> <p>Year One Troops should aim to take part in the online Fall and Cookie Product Programs to earn troop proceeds and girl rewards. Year Two is a great time to add in booth selling during the Cookie Program.</p>			

Troop Fundamentals	What activities are you planning?	What do you need to do to prepare for this activity? (Materials needed, who will help, timeline, etc.)	Month completed:
 <p>Traditions</p> <p>Aim to do at least one Girl Scout tradition activity at every meeting. For example, sing Girl Scout songs, do a friendship circle, perform a flag ceremony, or celebrate special Girl Scout days like the Girl Scouts' birthday (March 12). Wearing your uniform is a tradition, too!</p>			
 <p>Community Service</p> <p>Aim to do at least one community service project. Find something the girls are passionate about. Identify a community need by starting with their school or neighborhood and build from there.</p>			
 <p>Special Events</p> <p>Aim to do at least one special event each year. For example, your troop could attend a council or community event, or go on a field trip such as visiting the fire department, farmer's market, or pet shelter.</p>			

Girl Scout Troop Year Planner 2022-2023

Part 2 – Troop Year Planner: Use this troop year calendar to plan the monthly activities you will be completing throughout the year. Key Girl Scout events and themes are included to give you an idea of the events and opportunities in a typical troop year. More ideas and special dates/information can be found on our [website](#).

October	November	December
<ul style="list-style-type: none"> Take a trip- check out our website for our Council or Community sponsored events, as well as our Adult Training Opportunities Founder's Day/Juliette Low's Birthday – Oct. 31 Wrap Up Sweets and Treats Product Program 	<ul style="list-style-type: none"> World Kindness Day – Nov. 13 National Take a Hike Day –Nov. 17 Plan holiday celebrations Keep an eye out for Cookie Communications & Training via Troop Scoop, our website, and our Girl Scouts of Gateway Council Volunteer Facebook Page 	<ul style="list-style-type: none"> Plan and host Holiday celebrations Prepare for Cookie Season and host a Cookie Program Family Meeting to get your troop ready as well. Girl Scouts Give Back! Volunteer as a Troop to serve your community through a service project.
January	February	March
<ul style="list-style-type: none"> Cookie Season begins! International Thank You Day – Jan. 11 Plan spring outdoors, community service and/or special event field trips for troop 	<ul style="list-style-type: none"> Black History Month World Thinking Day- Feb. 22 	<ul style="list-style-type: none"> Women's History Month International Women's Day - March 8 Girl Scouts' Birthday – March 12 Girl Scout Week – March 12-19 Cookie season ends

April	May	June
<ul style="list-style-type: none"> • Girl Scout Volunteer Appreciation month • Volunteer Appreciation Day April 22 • Early Bird Renewal starts • Start Planning your Bridging Ceremony 	<ul style="list-style-type: none"> • Host Bridging Ceremonies or end of the year celebrations • Finance Report and Troop Update Form due • Host a planning meeting with your girls to prepare for the next Girl Scout Year 	<ul style="list-style-type: none"> • Host Bridging Ceremonies or end of the year celebrations • Finance Report and Troop Update Form due • Host a planning meeting with your girls to prepare for the next Girl Scout Year
July	August	September
<ul style="list-style-type: none"> • Gear up for summer fun! Some troops choose to meet over the summer, and some take a break. • Summer Camp fun- sign up for a camp session at one of our two resident camps! 	<ul style="list-style-type: none"> • End of August- start reaching out to your troop parents and get ready for another Girl Scout Year! 	<ul style="list-style-type: none"> • Host your parent meeting to welcome families back to Girl Scouts and set the tone for the year! Parent Meeting Sample Agenda • Plan and host your Investiture Ceremony • Participate in the Sweets & Treats Product Program.