

# Digital Cookie<sup>®</sup>

## Troop Virtual Booth Links

A new name but familiar function.

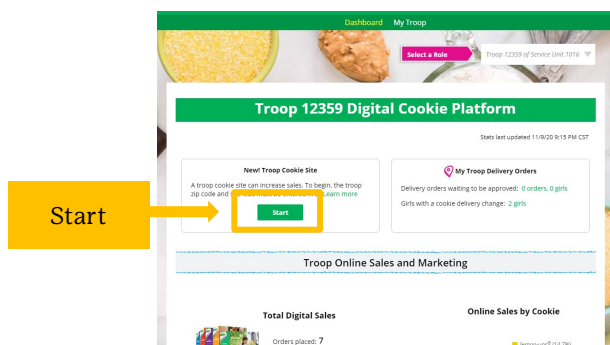
Your Troop Virtual Booth links will help your troop make sales online instead of, or in addition to, your regular in person cookie booths.

When you set up your Troop Virtual Booth site, there may be two links you can use, depending on your council's settings. These links will let your troop reach new customers in your local community and beyond.

### Setting up your Troop Virtual Booth Site

**Step 1:** The first time a leader or cookie volunteer for the troop logs in to their volunteer role in Digital Cookie, they will see a place to begin the process to have a troop virtual booth link.

To begin, click the “Start” button.



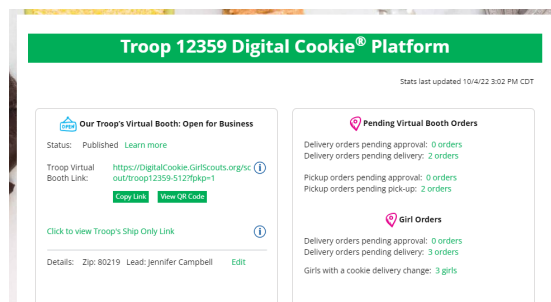
**Step 2:** You will be asked to enter a zip code for your troop. Enter one that is representative of the majority of the girls in your troop

The image shows a screenshot of the 'Edit Details' form. It has two main fields: 'Troop's zip code' with the value '99504' and a red asterisk indicating it is required. Below this is a note: 'The zip code is used in the Cookie Booth locator.' The second field is 'Troop site lead' with a dropdown menu showing 'Jennifer Campbell' and a red asterisk. Below the form are two buttons: 'Cancel' and 'Save'.

# Digital Cookie®


You will also select a name from the drop down of one of the volunteers from the troop to serve in the role of “Troop site lead”. The Troop site lead will be responsible for working with the girls in the troop to set up their site and approving orders.

Once the first volunteer for the troop has made those selections, everyone will see the selections that have been made and can change them if needed.

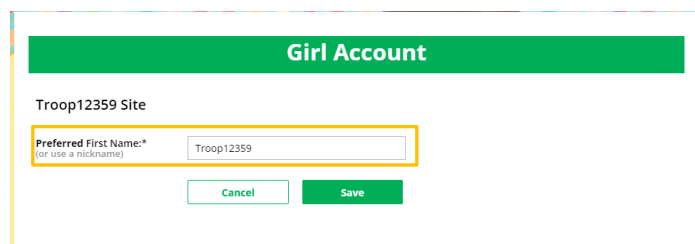


**Step 3:** The Volunteer designated as the Troop Site Lead will login to Digital Cookie and select the “parent” role.

At that point, they will be able to select the Troop as one of the Girl Scouts from the drop down at the top of the page.



They will need to complete the registration process as if the troop were a new girl by signing the Terms & Conditions statements and Girl Pledge, plus registering their name. It is important to leave the Preferred First Name as it appears so that your Troop URL is correct. If there is an issue with the troop number, please contact your Council Customer Care to resolve before proceeding.



# Digital Cookie®

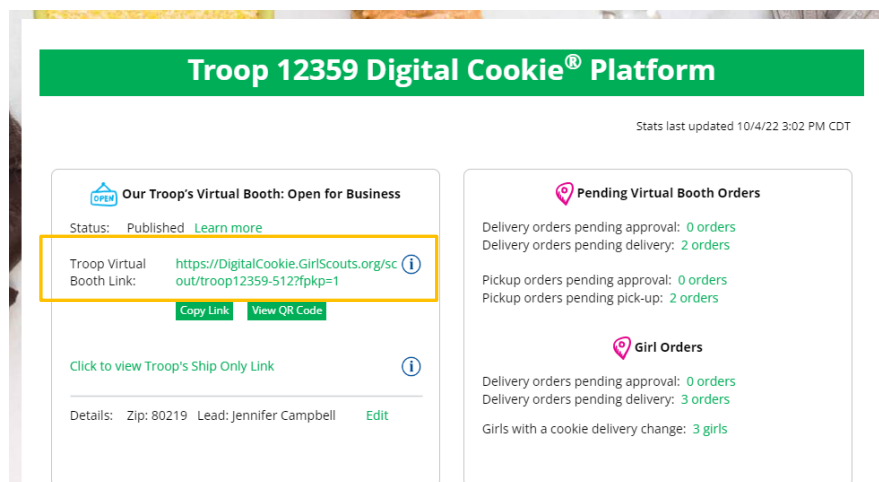
After that, the Troop Site Lead will use the “Site Setup” to work with the girls in the troop to create their message and photo/video. It functions the same way as the Girl’s Site Setup. Be sure to see the “Site Setup-Girl Scout Under 13” Tip Sheet for additional information.

Once the site is published and the council’s sale is live, the troop will have two links to use if they wish for the cookie season.

## Troop Virtual Booth Link

From your Troop Dashboard, you may see two links available for your troop. If you only see one, your council has made a decision that the second link is not a good fit for their sale at this time.

If you see both, the main link to use is your Troop Virtual Booth Link.



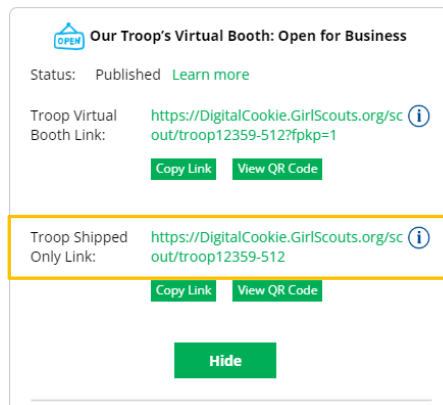
This link will function the same as any girl in the troop’s link with Shipping, Donation, Delivery and In Hand (on the app) as options that customers can use when enabled by your Girl Scout Council. You can turn Delivery off for the troop link the same way a caregiver can turn delivery off for her Girl Scout. If pickup is an option in your council, this link will enable customers to select pickup orders as a delivery type. See the [Troop Booth Pickup Orders](#) tip sheet for more information.

The Virtual Booth link is available to copy and share and even has a QR code that can be shared. Your Girl Scout Council can provide ideas on how to best use your Troop’s Virtual Booth Link.

# Digital Cookie<sup>®</sup>

## Troop Ship Only Link

The Troop Virtual Booth link is your primary link that will handle most of your troop's customer's purchase, but, should you need a shipped/donated only link, you can find this beneath the Troop Cookie Link and if you click on it, you will see the full URL and QR code for this link.



This link will only allow customers to purchase Shipped and Donated orders. This link will be sent to the National Girl Scout Cookie Finder February 17 (check with your council to confirm that date). Once your site is set up and published, there is nothing additional you will need to do in order to have your Troop Ship Only link appear to customers coming to the Cookie Finder to find a troop near them to purchase cookies from.

All purchases on either Troop Virtual Booth Link will appear in eBudde. Your Council team will share additional information about that with their eBudde training.